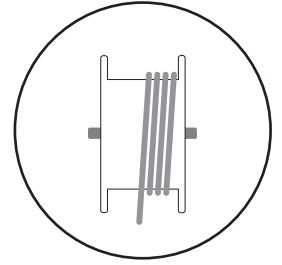


Anfrage trommelbare Leitungen



Firma _____

Einsatzort _____

Vorname, Name _____

Maschinenart _____

Straße, Nr. _____

In Betrieb seit _____

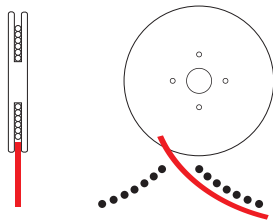
PLZ, Ort _____

Telefon / Fax _____

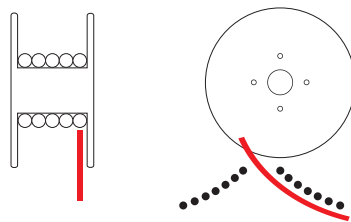
E-Mail _____

Absender/Stempel _____

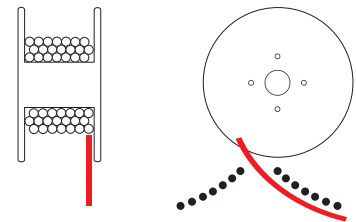
1. Trommel-Konfiguration



1.1 Monospiral

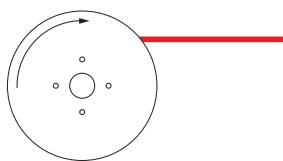


1.2 einlagig (Multispiral)

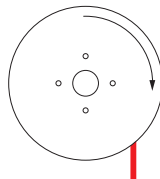


1.3 mehrlagig

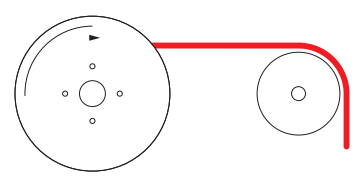
2. Anordnung der Leitung



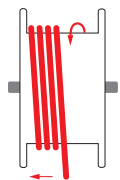
2.1 horizontal



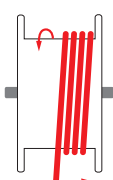
2.2 vertikal



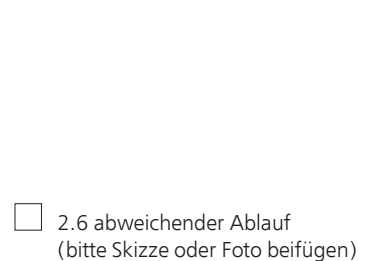
2.3 mit Umlenkung



2.4 Ablauf



2.5 Ablauf



2.6 abweichender Ablauf
(bitte Skizze oder Foto beifügen)

3. Fahrbahnende Leitungsfixierung

3.1 Ziehstrumpf

3.2 Schelle

3.3 andere _____

4. Bewegungsparameter

4.1 Fahrweg (m) _____

4.2 Fahrgeschwindigkeit (m/s) _____

4.3 Fahrbeschleunigung (m/s) _____

4.4 Zyklenzahl/Zeiteinheit _____